

1-8a


Find Someone Who...

...gets up early.




NAME _____

...knows what ticklish means.



NAME _____

...remembers faces but forgets names.




NAME _____

...can choose a good melon.



NAME _____

...is always losing their keys.



NAME _____

...is reading an excellent book at the moment.



NAME _____

...has decided where they are going for their next vacation.




NAME _____

...always makes decisions at the last minute.




NAME _____

...likes the same music as you.



NAME _____

...thinks they'll be famous one day.



NAME _____

...wishes they were older.



NAME _____

...is always worrying about something.



NAME _____

Teacher's Notes

Find Someone Who...

Worksheet Progress Check

1-8a

ACTIVITY

Whole class: speaking

AIM

To ask and answer questions and to complete a chart.

GRAMMAR AND FUNCTIONS

Review of Student's Book Lessons 1-8

Questions with and without a question word

Present tenses

Talking about the future

VOCABULARY

General

PREPARATION

Make one copy of the worksheet for each student in the class.

TIME

15 to 20 minutes

PROCEDURE

1. Give one copy of the worksheet to each student in the class.
2. Explain that they are going to transform the statements on their worksheet into questions and then go around the class asking one another the questions.
3. When they find someone who answers yes to a question, they put that person's name in the space provided. It is important to tell the students that they can only put the same name twice. This is to encourage them to speak to as many different partners as possible.
4. When one student has found a name for each of the statements on the worksheet, stop the activity.
5. As a follow-up, ask the students to say which statements were difficult to put a name to, and which were easy.