





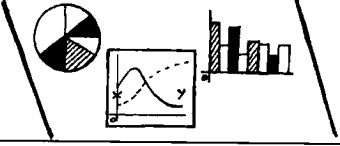





10 *Likes and dislikes*

DO YOU LIKE...?

		You	Your partner
	1 working in a team		
	2 dealing with the public		
	3 working with figures		
	4 working with machines		
	5 making things		
	6 selling		
	7 making decisions		
	8 travelling		
	9 meeting people		
	10 having responsibility		

CHOOSE A JOB FOR YOUR PARTNER
 computer programmer, salesperson, accountant, managing director, engineer,
 secretary, designer...

Likes and dislikes

Worksheet

10

ACTIVITY

Pairwork: reading, speaking

AIM

To talk about likes and dislikes at work.

GRAMMAR AND FUNCTIONS

Present simple questions

Expressing likes and dislikes

VOCABULARY

working in a team, dealing with the public, working with figures, working with machines, making things, selling, making decisions, travelling, meeting people, having responsibility, computer programmer, salesperson, accountant, managing director, engineer, secretary, designer

PREPARATION

Make one copy of the worksheet for each student. Try to make sure there are bilingual dictionaries available.

TIME

15 to 25 minutes

PROCEDURE

- 1 Write on the board: *Likes and Dislikes*.
- 2 Get the students to ask you questions about your likes and dislikes. Answer only if the questions are grammatically correct. Write your answers to the students' questions on the board as a model for the activity: *Yes, I do. It's all right. No, I don't.*
- 3 Give out copies of the worksheet.
- 4 Ask students to complete the *You* column. Circulate, helping with vocabulary.
- 5 When they have finished, tell them they are going to ask another student the questions. Go through the questionnaire eliciting and practising the questions they will need.
- 6 Divide the class into pairs.
- 7 Ask the students to ask each other the questions. Draw the students' attention to your model answers on the board: *Yes, I do. It's all right. No, I don't.*
- 8 When most of them have finished, ask them to look at the list of jobs at the bottom.
- 9 Ask individuals what the various jobs involve.
- 10 Ask individuals to choose a good job for their partners - either from the ones in the list or from their imaginations.