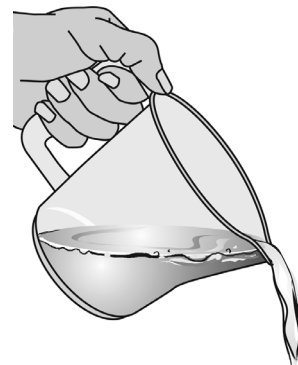
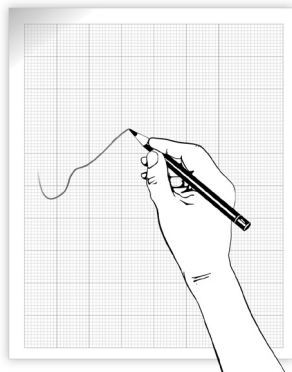
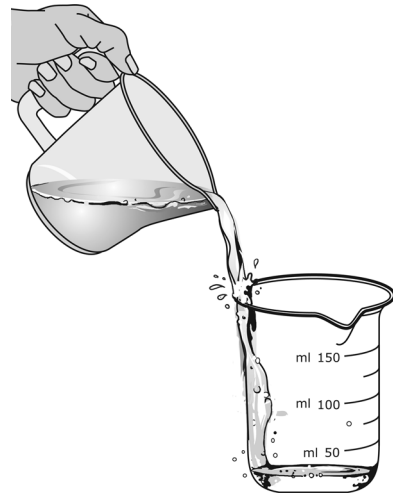


Exercise 1

Vocabulary

Which verbs go with which picture?

chart      empty      fill      heat      measure      pour



## Exercise 2

## Vocabulary

Label the pictures with the words in the box.

brim beaker mug thermometer dish / container microwave oven



## Exercise 3

## Grammar

Put the words in the correct order to make sentences.

Example

*brim / fill / beaker / the / to / plastic / the / .*

Fill the plastic beaker to the brim.

1. *changes / chart / on / temperature / any / a graph / .*
2. *heat / two / mugs / for / the / minutes / .*
3. *into / one / contents / the / metal / pour / of / a / dish / mug / .*
4. *microwave oven / the / the / in / place / mugs / .*
5. *mug / the / in / record / of / each / water / the / temperature / .*
6. *temperatures / measure / every / to / continue / minutes / five / .*

Exercise 4

A scientific report: Writing

Now write a report on your experiment. Use the language provided to help you.

*Useful language for writing a scientific report*

Say what you did

We filled two mugs with cold water.

We measured and recorded the temperature in each.

At the start the temperature was ....

We then placed the mugs of water in a microwave for ... minutes and ...

We took the mugs out and measured and recorded the temperatures again.

Now the temperatures were ...

We then poured the contents of one mug into a ....

We measured the temperatures of the mug and dish every five minutes for the next hour and charted them on a graph.

The graph showed that ...

*Say what you predicted would happen*

*Originally I thought that the ...*

*Say what happened*

*In the end the ....*

---

---

---

---

---

---

---

---

---

---

---

---

---

---

---

---

---

---

---

---

---

---

---

