






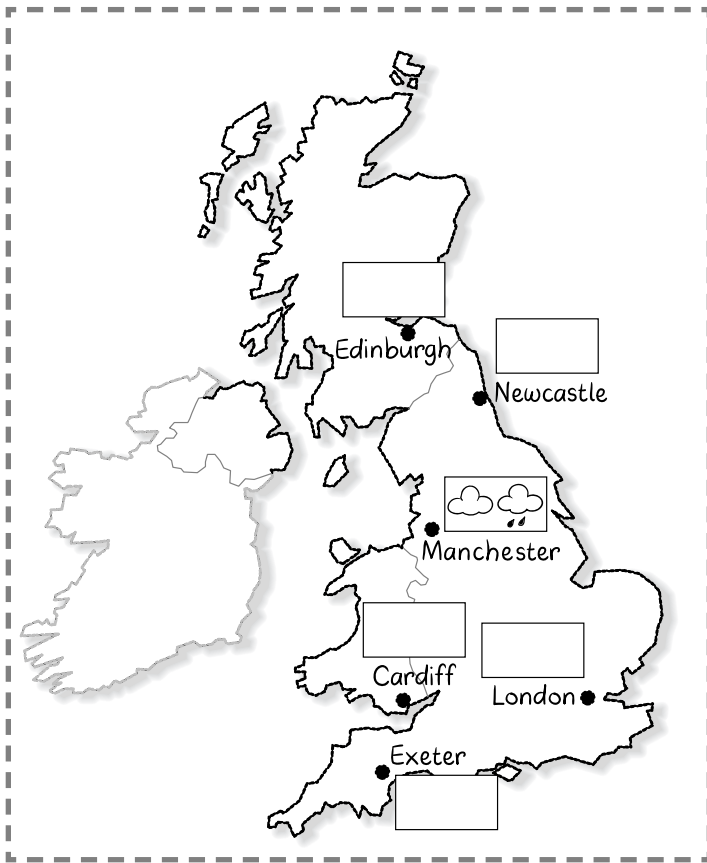


# Geography - The weather

1 Match the weather symbols to the words.

1 	2 	raining	hot	3 	5 
		snowing	cold		
6 		sunny	stormy	7 	8 
		windy	cloudy		

2 Read and draw the symbols on the map.



It's cloudy and it's raining in Manchester.

It's hot and sunny in London.

It's stormy and cold in Exeter.

It's cloudy and windy in Cardiff.

It's snowing in Edinburgh and it's very cold.

It's raining in Newcastle and it's very windy.

3 Draw the weather symbols for your city. Answer the question.

What's the weather like today?

---



---

## Subject: Geography

### The weather

**Objective:** describing the weather

**Vocabulary:** *raining, snowing, sunny, windy, hot, cold, stormy, cloudy*

### Introduction

Observation of weather phenomena and the recording of local weather conditions is a familiar topic at this level. This worksheet will reinforce pupils' familiarity with common weather symbols.

### Warm up

- Ask *What's the weather like today?*
- Revise basic weather vocabulary by playing a mime game. Mime walking in the wind. Ask *What's the weather like?*
- Repeat with other weather words.
- Ask *What's your favourite weather?*

### Activity 1

- Pupils match the symbols to the words.

**Answers:** 1-snowing; 2-windy; 3-cold; 4-raining; 5-cloudy; 6-sunny; 7-hot; 8-stormy

### Activity 2

- Point to the map and ask if anyone can identify the country.
- Read the first sentence out loud. Pupils locate Manchester on the map.
- Ask for volunteers to continue with the other sentences. Pupils find the cities on the map.
- Pupils draw the weather symbols

### Activity 3

- Pupils draw the weather symbols and describe the weather in their city today.

### Project ideas

- Pupils cut out meteorological maps from newspapers and bring them to class. They then interpret the maps.
- Pupils place a container in a corner of the playground. Over a month they measure the rain water in the container and record the results.