





# Literature - Greek mythology

## 1 Match the pictures to the sentences.

There were many characters in Greek mythology.



Pegasus was a horse with wings.

The Sirens were birds with women's faces.

The Centaurs were horses with a man's head and body.


Medusa was a woman with snakes all over her head.

The Minotaur was a bull with a man's body.

The Sphinx was a lion with a woman's head.

The Cyclopes were giants with only one eye.

## 2 Draw and describe your own mythological character.



My mythological character is called \_\_\_\_\_

\_\_\_\_\_

\_\_\_\_\_

## Subject: Literature

### Greek mythology

**Objective:** Greek mythology

**Vocabulary:** horse, bird, snake, bull, lion, giant, face, body, head, eye

#### Introduction

Explain to the pupils that mythological characters are people, animals or a mixture of people and animals that never really existed. They are the characters of stories. Give them some examples, like *dragons*, *giants* and *monsters*. Greek mythology contains many examples of characters with mythological properties. Usually mythological characters are able to do things that are not possible, like flying horses or speaking animals.

#### Warm up

- Tell the pupils to look at the pictures. Ask them if they have seen any figures like this before. Tell them to think about buildings and monuments.
- Pupils will also have seen mythological characters in films like *Harry Potter* and *The Lord of the Rings*. Ask them to describe some of these characters.

#### Activity 1

- Pupils read the sentences and match them to the pictures.

**Answer key** Pegasus was a horse with wings-4; The Sirens were birds with women's faces-5; The Centaurs were horses with a man's head and body-1; Medusa was a woman with snakes all over her head-3; The Minotaur was a bull with a man's body-6; The Sphinx was a lion with a woman's head-7; The Cyclopes were giants with only one eye-2

#### Activity 2

- Pupils invent, draw and describe a mythological character.
- Ask pupils to take turns showing the rest of the class their drawings and describing their characters.

#### Project ideas

- Use the pupils' drawings and descriptions to hold an art exhibition.
- Divide the class into groups and ask the pupils to research into mythological creatures. Each group should choose two creatures, find and/or draw pictures, write descriptions and explain where the character appears.