

Onestop Phonics: The letter Xx

by Rachel Finnie

Level: Starter; Starters (Cambridge Young Learner tests)

Target age: 4+

Time needed: 20-30 minutes per letter

Materials: *Phonics podcast* (downloaded from www.onestopenglish.com); character flashcard; copies of worksheets 1 and 2 for each child

The letter Xx

Vocabulary

fox, six, X-ray

If this vocabulary is new to your learners, it will require pre-teaching. You may like to use onestopenglish flashcards to pre-teach these words. Alternatively, you could use magazine pictures, draw the items on the board or, where possible, use realia.

Procedure

- Start by telling the children that they are going to learn about the letter X.
- Say X (as it is said in the alphabet) and then say x (as it is said in *lunchbox*). Ask the children to repeat each time.
- If you are using the flashcards, you might like to either hold up the character flashcard for Roxy Lunchbox or stick it up on the board where the children can see it. Say the name *Roxy Lunchbox* and ask the children to repeat.
- Play the podcast for X and ask the children to listen carefully.

Transcript:

This letter is called X

X X X

This letter sounds like:

x x x

x in lunchbox

Roxy Lunchbox

x x x

Roxy Lunchbox

Let's X-ray Roxy Lunchbox

- Say X, X, X (as it is said in the alphabet) and ask the children to repeat.
- Say x, x, x (as it is said in *lunchbox*) and ask the children to repeat.

- Write a capital X on the board.
- Draw the letter in the air with your finger. Ask the children to copy you.
- Repeat with a lower case x.

Hand out Worksheet 1


Ask the children to colour the picture in however they want. As they work, encourage them to repeat the tongue-twister: *Let's X-ray Roxy Lunchbox*.

Hand out Worksheet 2

- Ask the children to trace the capital X letters. Ask them to say the letter each time they complete it. Monitor their work.
- Ask the children to trace the lower case x letters. Ask them to say the letter each time they complete it. Monitor their work.
- Explain that the children are going to find six foxes in the picture. Make sure they understand exactly what they are going to do. Ask the children to find the foxes. When they have finished, ask them to colour the picture.
- When the children have finished doing the activity, hold up the worksheet and point to the pictures one at a time. Each time, say the word and ask the children to repeat.
- If you think the children can do it, repeat the process by pointing to the pictures one at a time and asking the children to say the words.
- End the lesson by holding up the flashcard of Roxy Lunchbox and saying *Roxy Lunchbox*. Ask the children to repeat.

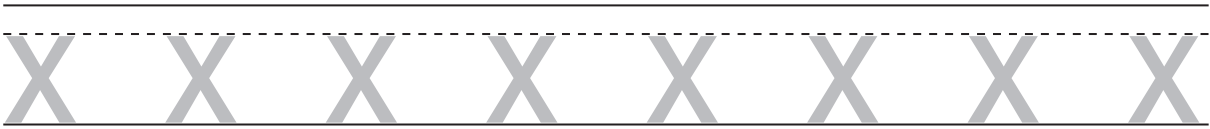
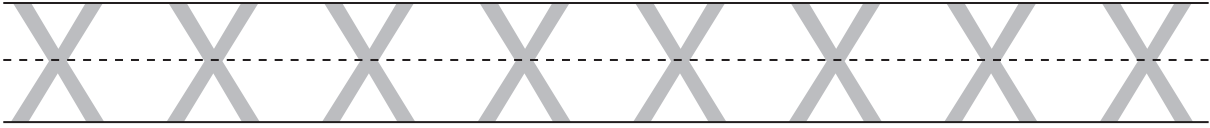
Onestop Phonics: The letter Xx
by Rachel Finnie

YOUNG LEARNERS



Onestop Phonics: The letter Xx
by Rachel Finnie

Write. Find and say.



YOUNG LEARNERS