

Let's go on a picnic

by Maria Toth

Age: Primary (6–11)

Language aim: To talk about the weather

Time: 20 minutes

Student grouping: Groups of four

Materials: One copy of Worksheets 1 and 2 per group of four children (cut up into cards)

Language focus: *It's sunny, It's raining, It's windy, It's snowing.* Recognition of: *orange, cheese, apple, ham, water, bread, sandwich, cola, cake, grapes, chocolate, tomato, milk, salad, banana*

Aim of the game: To end up with three food or drink cards and an *It's sunny* card

If the child really is cheating, then they have to pick up all the cards from the centre of the table. If, however, they have been challenged incorrectly, i.e. they have really laid down an *It's windy* card and have called 'It's windy', then the challenger has to pick up all the cards from the middle of the table.

Step 4

The game ends when one of the children has only the four cards they need to go on the picnic in their hand, i.e. an *It's sunny* card and three food or drink cards. When this happens, they say 'Let's go on a picnic!' and show the four cards to the others in the group.

Warmer

Copy the sun, the rain, the snow and the wind pictures from the weather cards in Worksheet 1 onto the board. Ask the children to say what the weather is like in each of the pictures. Write the appropriate sentence (e.g. *It's raining*) under each picture so the children can use this for reference while they are playing the game later. Elicit the type of weather on the day you are playing the game: 'Today, it's ...'

Playing the game

Step 1

Give a full set of cards (from Worksheets 1 and 2) to each group of four. The children shuffle the cards and deal them out evenly to each player.

Step 2







All the children look at their cards and decide which they wish to keep and which they wish to discard. They will need three food or drink cards and an *It's sunny* card to go on the picnic. They should not show their cards to anyone else in the group. In order to get rid of some of the cards, the children will need to 'cheat'.

Step 3

The children take it in turns to lay a card face down in the middle of the table while calling 'It's sunny' or 'It's raining' or 'It's windy' or 'It's snowing.' Players can only call weather cards. They will want to try to discard the card they are calling but if they no longer have such a card and are in fact discarding a food or drink card, they will be forced to cheat (by, for example, calling 'It's raining' but putting down a card with an orange on). The other children can challenge by calling 'Cheat!' if they suspect the player is cheating.

Let's go on a picnic

by Maria Toth



bread



Let's go on a picnic

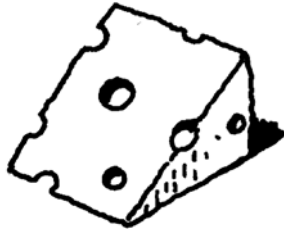
by Maria Toth



orange




cheese



apple



ham



cola



water




sandwich



sandwich



cake



grapes



chocolate



tomato



milk



salad



sandwich



banana

