

Directions relay

by Maria Toth

Age: Primary (6–11)

Language aim: To remember, understand and give directions

Time: 20 minutes

Student grouping: Groups of four

Materials: One copy of Worksheets 1 and 2 per group of four children; a long length of string

Language focus: *The pet shop, greengrocer, book shop, sweet shop, supermarket, post office, toy shop is on ... street/road; go (straight) along ..., turn right into ..., turn left into ...*

Aim of the game: To be the first team to complete the map, and identify the correct shop, by following instructions



Teaching tip

The activity should be done quietly otherwise the teams will help each other. Make sure that the children walk to the string. This can be enforced by telling them that if they start to run, they will have to go back to where their team is sitting and walk to the string again. The game can be played in two halves: first the children identify the shops, then they follow the instructions.

Warmer

Option 1

Draw a simple map on the board and include some of the following street names:

- Market Street
- Bridge Road
- Glen Road

Draw some buildings, e.g. *supermarket / book shop / pet shop* (but do not label them at this stage) and add an *X Start here*. Divide the class into two teams. Each team chooses a 'representative' to come to the board and follow your instructions. Pick a shop but do not tell the children which it is. Give instructions on how to get there from the starting point, e.g. 'Go straight on. Turn right into Red Street. Turn left into Glen Road. The book shop is on Glen Road.' If the children identify the building correctly, they score a point for their team. This can be repeated with other children in the class.

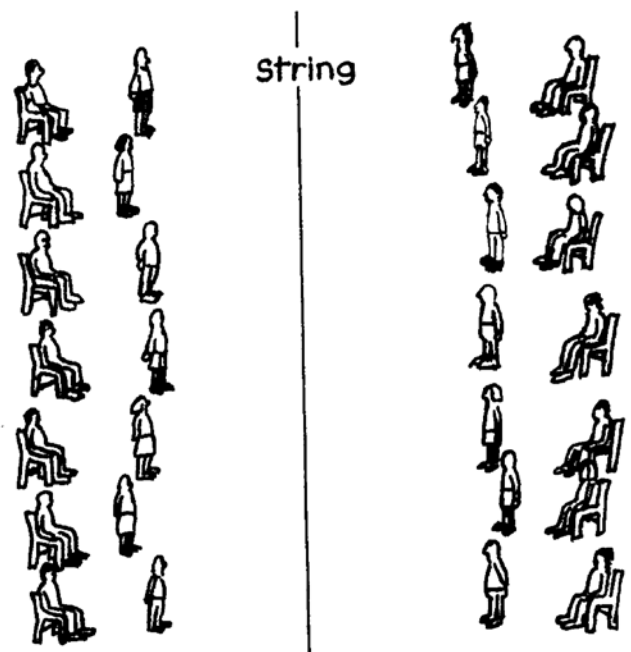
Option 2

Take one child (child A) and blindfold them. Ask the class quietly to choose a person (child B) in the class. Child A is given instructions by the class or the teacher, e.g. 'Go straight ahead. Turn left ...' Child A follows the directions until he or she reaches child B. Child B then asks 'Who am I?' The blindfolded child has to identify the voice. It is then child B's turn to be blindfolded and the game is played again.

Playing the game

Step 1

Divide the class into teams of four. Two members (child A and child B) of each team take their places at one end of the classroom and the remaining two (child C and child D) at the other end of the classroom. A length of string is placed down the centre.



Step 2

Children A and B are given a copy of Worksheet 1 and children C and D are given a copy of Worksheet 2. The idea of the game is that children A and B pass on the information they have on Worksheet 1 as quickly as possible to children C and D. Children C and D add this information to the map on Worksheet 2.

Directions relay

by Maria Toth

Step 3

Child A sits down with Worksheet 1 on their lap. Child B reads the first sentence, tries to remember it by heart and walks to the string. Child C also walks up to the string. Child B relays the information to child C, child C walks back to child D and tells them the information. Child D then transfers this information to the map on Worksheet 2.

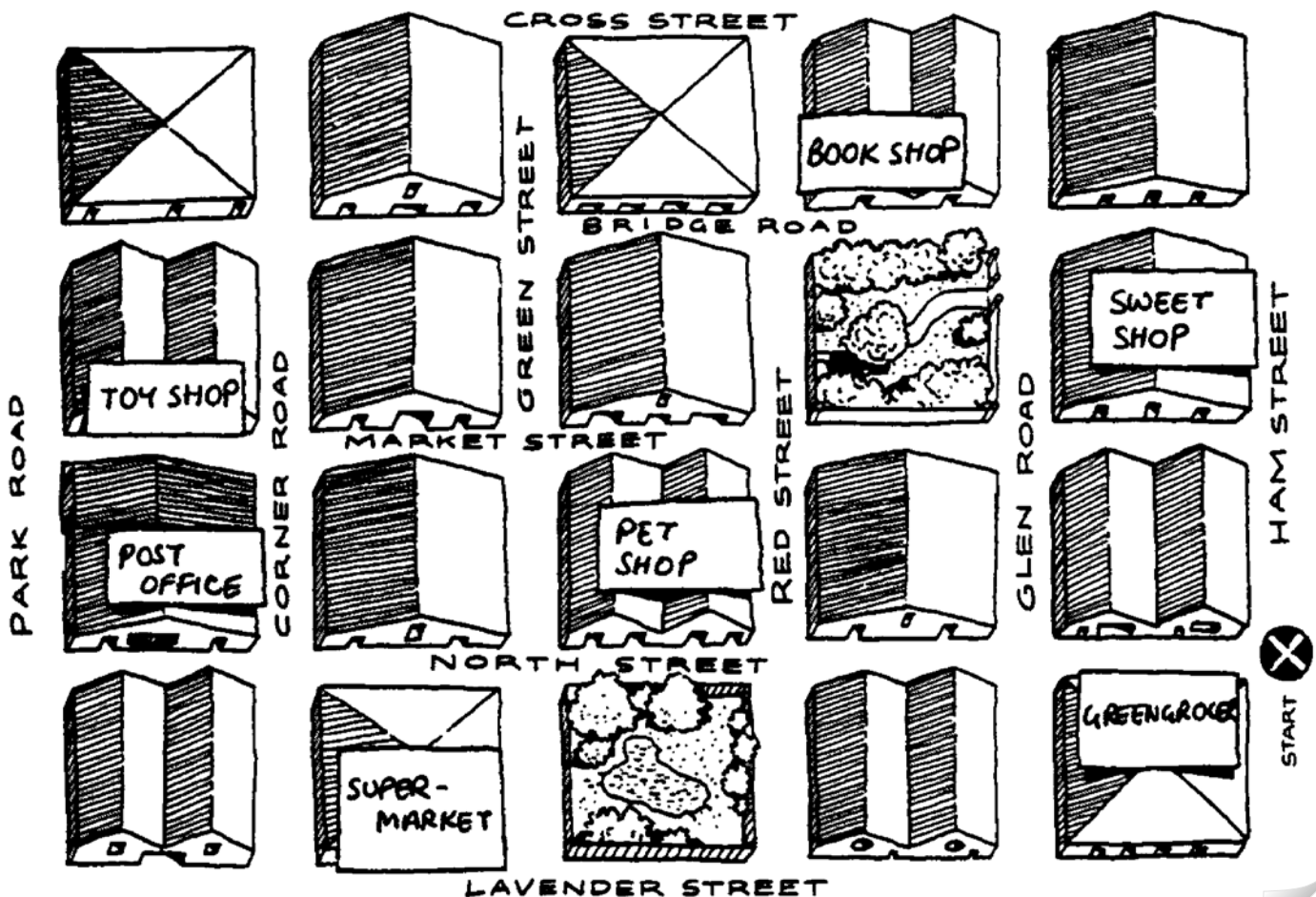
Step 4

The game continues in this way until you call 'Change!' and the children then change places. Child A then stands up while child B sits down and child C sits down while child D stands up. The game continues as before.

Step 5


Once all the information has been correctly transferred, the children should have found their way to the toy shop. The first team to show you their completed map with the correct destination marked on it are the winners.

Key:



Directions relay

by Maria Toth



THE SHOPS

The pet shop is on Red Street.

The greengrocer is on North Street.

The book shop is on Bridge Road.

The sweet shop is on Ham Street.

The supermarket is on Lavender Street.

The post office is on Corner Road.

The toy shop is on Market Street.



THE DIRECTIONS

Go along North Street.

Turn right into Glen Road.

Turn left into Market Street.

Turn right into Red Street.

Turn left into Bridge Road.

Turn left into Corner Road.

Turn right into Market Street.

The shop is on the right.

Directions relay

by Maria Toth

