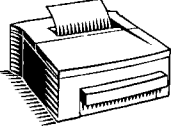
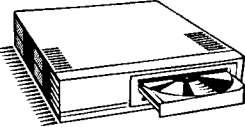
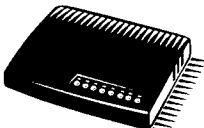









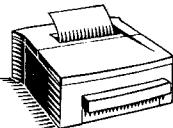

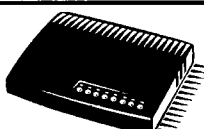
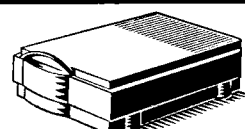






25b Prices

Student A

	<p>1. Laser printer: 'HC 112' £356.00</p>		<p>2. CD ROM drive: 'L4' £ _____</p>
	<p>3. Modem: 'Speedmaster' £129.95</p>		<p>4. Scanner: 'X90' £ _____</p>
	<p>5. Desktop computer: 'AXA' £1,068.00</p>		<p>6. Mouse: 'Ratman' £ _____</p>
	<p>7. Mobile phone: 'Ranger' £39.99</p>		<p>8. Monitor: 'Exron' £ _____</p>
	<p>9. Laptop computer: 'Traveller Plus' £2,395.00</p>		<p>10. Keyboard: 'Curve' £ _____</p>



Student B

	<p>1. Laser printer: 'HC 112' £ _____</p>		<p>2. CD ROM drive: 'L4' £428.00</p>
	<p>3. Modem: 'Speedmaster' £ _____</p>		<p>4. Scanner: 'X90' £338.00</p>
	<p>5. Desktop computer: 'AXA' £ _____</p>		<p>6. Mouse: 'Ratman' £22.90</p>
	<p>7. Mobile phone: 'Ranger' £ _____</p>		<p>8. Monitor: 'Exron' £479.99</p>
	<p>9. Laptop computer: 'Traveller Plus' £ _____</p>		<p>10. Keyboard: 'Curve' £275.90</p>

Prices Worksheet 25b

Note: This worksheet is not linked to the activity on Worksheet 25a

ACTIVITY

Pairwork: speaking

AIM

To exchange information about prices.

GRAMMAR AND FUNCTIONS

Asking and saying prices

VOCABULARY

desktop computer, keyboard, laptop computer, monitor, scanner, mobile phone, laser printer, mouse, CD ROM drive, modem

PREPARATION

Make one copy of the worksheet for each pair of students and cut it in two as indicated.

TIME

10 to 20 minutes

PROCEDURE

- 1 Write the following on the board:

Q: _____ ? A: £25

- 2 Elicit possible questions to go in the gaps: *How much is it? What's the price? What does it cost?* and drill them.
- 3 Tell the students you are going to give them a dictation.
- 4 Dictate the following five sums of money: £29.99, \$127.00, ¥ 7450, DM 9360, FF 3422.
- 5 Write the figures on the board for the students to check.
- 6 Ask the students to each write down five sums of money.
- 7 Put the students into pairs.
- 8 Get them to dictate the sums of money to each other.
- 9 Divide the class into Student A and Student B and give out the relevant worksheet.
- 10 Ask a few questions: *What's number 1?* etc. Drill the vocabulary for pronunciation if necessary.
- 11 Establish that some prices are missing from each worksheet.
- 12 Explain the task. Student B should start the activity by asking Student A for the missing information in number 1. The students then continue to ask and answer questions to find the missing information.
- 13 Once they understand, start the activity.
- 14 When the students have finished, ask a few of the prices: *How much is the...?*
- 15 Let the students look at each other's worksheets as a final check.