


9-12a

When we were ten




How many people were allowed to watch anything they liked on television?

**FIND OUT.**



How many people had to go to bed at a certain time?

**FIND OUT.**



How many people had to wear a uniform to school?

**FIND OUT.**




How many people were allowed to eat sweets?

**FIND OUT.**




How many people had to help with the housework at home?

**FIND OUT.**




How many people were allowed to go out with friends in the evening?

**FIND OUT.**



How many people were allowed to take a friend on family holidays?

**FIND OUT.**



How many people were allowed to choose their own clothes?

**FIND OUT.**




How many people were allowed to read comics?

**FIND OUT.**



How many people sometimes had to look after a younger brother or sister?

**FIND OUT.**




How many people think their parents should have been stricter?

**FIND OUT.**



How many people will allow their children to do some of the things they weren't allowed to do?

**FIND OUT.**



# When we were ten

## Worksheet Progress check

9-12a

### ACTIVITY

Whole class: speaking

### AIM

To find out information about members of the class by asking and answering questions.

### GRAMMAR AND FUNCTIONS

Modal verbs

Talking about obligation and prohibition in the past: *had to, wasn't/weren't allowed to, couldn't*

Talking about permission in the past: *was/were allowed to*

Talking about what is right and wrong in the past: *should have, shouldn't have*

### VOCABULARY

Childhood

### PREPARATION

Make one copy of the worksheet for each group of up to 12 students. Cut the cards out as indicated.

### TIME

15 to 20 minutes

### PROCEDURE

- 1 Write 'When we were ten' on the board and tell the students that they are going to ask and answer questions about what they were and weren't allowed to do when they were that age.
- 2 If there are more than 12 students in the class, divide them into groups. Give one card to each student in the class.
- 3 Tell the students that they are responsible for finding the answer to the question on their own card by speaking to everybody in the class or group. Make sure each student knows how to ask their question correctly.
- 4 Now ask the students to go round the class or group, asking and answering questions. Tell them that they can make notes on the back of their card if necessary.
- 5 When they have finished, they should sit down and take it in turns to report back to the class or group on what they found out during the activity.

### FOLLOW-UP

Ask the students to stay in their groups and to write the information they have gathered on a poster to be displayed in the classroom. For example:

*In our group..*

*Nobody was allowed to watch anything they liked on television.*

*Most people had to go to bed before 9 o'clock but Pedro was allowed to stay up later.*

*Only Yuko and Keiko had to wear a school uniform.*