


1-5

When Did You Last...?



Who was the last person to eat some ice cream?

FIND OUT



Who was the last person to write a letter?

FIND OUT



Who was the last person to buy some clothes?

FIND OUT



Who was the last person to give someone a present?

FIND OUT




Who was the last person to have a birthday?

FIND OUT




Who was the last person to go to the hairdresser?

FIND OUT



Who was the last person to make a new friend?

FIND OUT




Who was the last person to have a meal in a restaurant?

FIND OUT




Who was the last person to go dancing?

FIND OUT




Who was the last person to take a taxi?

FIND OUT



Who was the last person to lie on a beach?

FIND OUT



Who was the last person to take some exercise?

FIND OUT

When Did You Last...?

Worksheet Progress Check



ACTIVITY

Whole class: speaking

AIM

To find out information about members of the class by asking and answering questions.

GRAMMAR AND FUNCTIONS

Past simple: irregular verbs

Wh- questions

Expressions of time

VOCABULARY

Everyday and leisure activities

PREPARATION

Make one copy of the worksheet for each group of up to 12 students. Cut out the cards as indicated.

TIME

15 to 20 minutes

PROCEDURE

1. If there are more than 12 students in the class, divide them into groups. Give one card to each student in the class.
2. Tell the students that they are responsible for finding the answer to the question on their own card by speaking to everybody in their group. Make sure each student knows how to ask his/her question correctly and understands that he/she will have to note down the times when students last did the actions in order to answer the question.

For example:

Student A: *When did you last eat some ice cream?*

Student B: *(I ate some ice cream) last weekend.*

(Student A writes Student B's name and *last weekend*.)

Student B: *When did you last write a letter?*

Student A: *I wrote to my grandmother in April on her birthday.*

(Student B writes Student A's name and *in April*.)

3. Now ask the students to go around their group asking and answering questions. Tell them that they can make notes on the back of their card.
4. When they have finished, they should sit down and take turns reporting back to their group on what they found out during the activity.

For example:

Stefano was the last to eat some ice cream. He ate some yesterday afternoon.

Mari was the last to write a letter. She wrote to her sister last night.