

17a

*Photofit*

**Descriptions**



**A** She's an attractive young black woman with short dark hair.

She's very slim and she's got beautiful dark eyes.



**H** He's a good-looking man with curly hair and a moustache.

He's quite short and he looks fit.



**B** He's middle-aged and he's got grey hair and a beard.

He's quite tall and he looks really serious.



**I** She's tall with very short dark hair.

She wears glasses and she looks like a banker or company director.



**C** He's got quite long fair hair and he wears glasses.

He's very thin and he looks like a student.



**J** He's an attractive young man with long hair.

He's got beautiful eyes and he looks like a dancer.



**D** She's very tall and she's got long dark hair.

She's slim and she looks like a model.



**K** He's quite old, with curly white hair and a beard and moustache.

He looks like someone's grandfather.



**E** She's a good-looking middle-aged woman with grey hair.

She's of medium height and she looks happy.



**L** She's a pretty woman with long dark hair.

She's quite fat and she looks nice.



**F** She's of medium height and she's got long blonde hair.

She wears glasses and she looks friendly.



**M** He's got quite long curly hair and a nice face.

He wears glasses and he looks like a musician.



**G** He's quite old and he's bald.

He's got a round face and he looks kind.



**N** She's of medium height with long straight hair.

She's quite young and she looks sad.



**IDENTITY CARD**

NAME \_\_\_\_\_ AGE \_\_\_\_\_

NATIONALITY \_\_\_\_\_ JOB \_\_\_\_\_

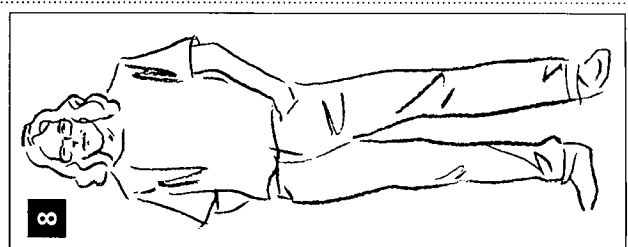

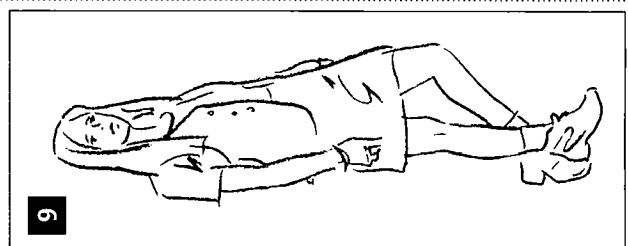
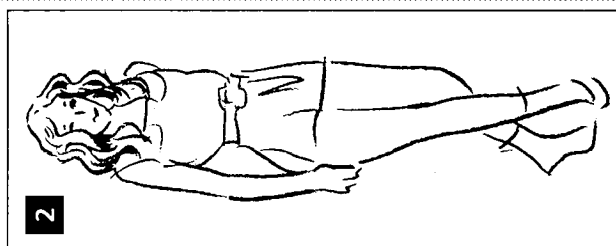
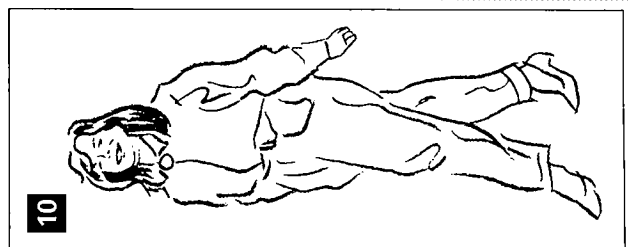
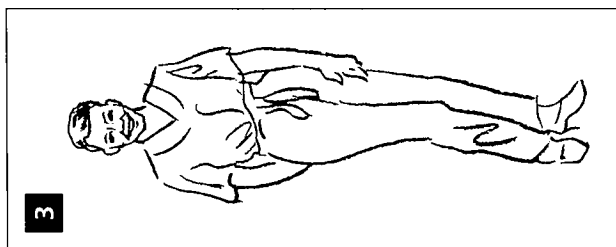
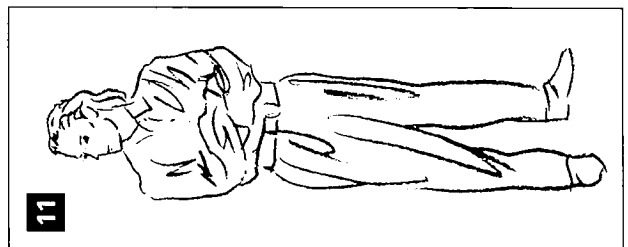
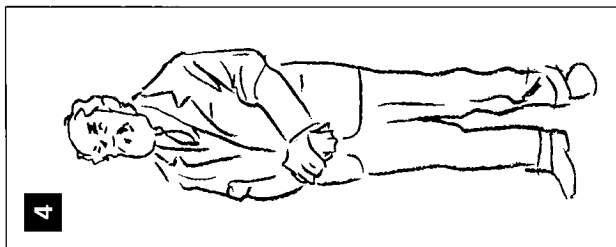
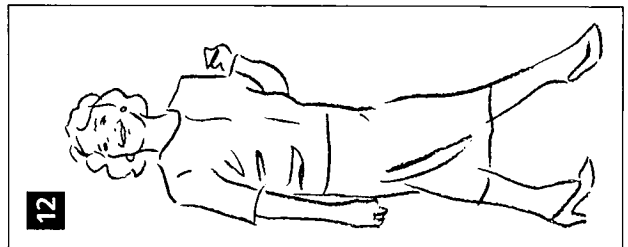

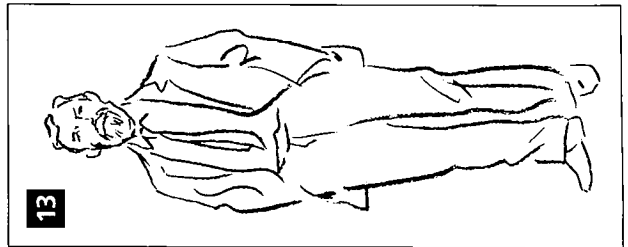
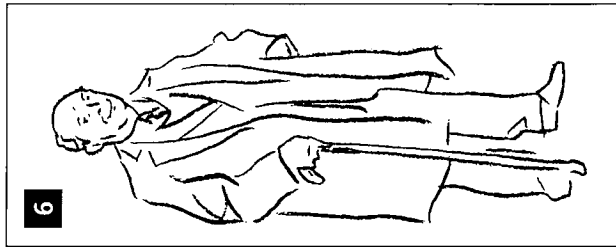
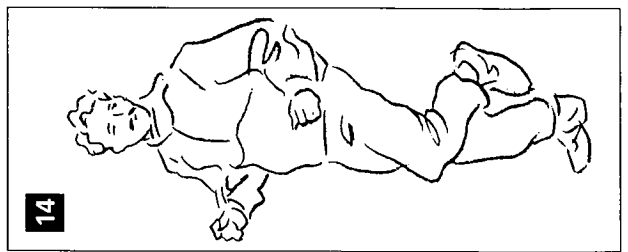
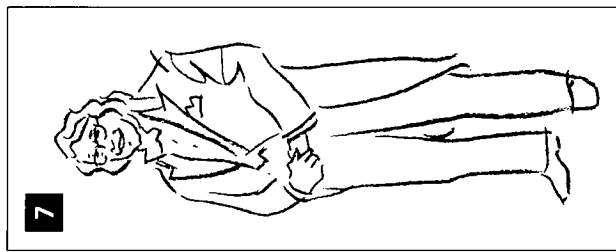
HOBBIES \_\_\_\_\_

FAVOURITE NIGHT OUT \_\_\_\_\_

17b

Photofit

Pictures



*Photofit* Worksheets **17a** and **17b**

NOTE: Use Worksheets 17a and 17b for this activity.

### ACTIVITY

Groupwork and pairwork: speaking, reading, writing

### AIM

To play a memory game, matching a written description of a person to a picture. To write an imaginary identity for a person.

### GRAMMAR AND FUNCTIONS

Describing appearance

### VOCABULARY

Describing appearance

### PREPARATION

Make one copy of Worksheet 17a and 17b for every four to six students in the class. Cut out the sentences, pictures and identity cards as indicated.

### TIME

45 minutes

### PROCEDURE

- 1 Ask the students to work in groups of four to six.
- 2 Give one set of pictures and sentences to each group. Do not give out the identity cards yet.
- 3 Ask the students to spread out the pictures face down and to spread out the sentences face down separately from the pictures.
- 4 The students take it in turns to turn over one picture and one description. They should read the description and decide whether it matches the picture. If it does, the student keeps the pair and plays again. If it doesn't, the student puts them back face down and the student on their left plays in the same way.
- 5 Continue until all the pictures and sentences have been matched: the player with the highest number of matching pairs is the winner. Check the answers. (See the back of Worksheet 17b.)
- 6 For the next part of the activity the students stay in their original groups. They put all the pictures of people spread out in front of them, face up.
- 7 Divide each group in half into mini-groups of two or three students.
- 8 Give one identity card to each mini-group and ask them to write imaginary information on it about one of the people in the pictures **without letting anyone else know which picture they have chosen**. They should invent information which they think corresponds to the person's appearance.
- 9 Ask the students to exchange identity cards with another mini-group and to guess which picture it goes with.
- 10 When they have matched people correctly, they should exchange identity cards with another mini-group and guess which pictures they correspond to.

*Photofit* Worksheets **17a** and **17b**

---

**ANSWERS**

---

Description A = Picture 3

Description B = Picture 13

Description C = Picture 8

Description D = Picture 2

Description E = Picture 12

Description F = Picture 1

Description G = Picture 6

Description H = Picture 14

Description I = Picture 5

Description J = Picture 11

Description K = Picture 4

Description L = Picture 10

Description M = Picture 7

Description N = Picture 9

---