

176 | *What shall we do?*

fold



fold


Where / go tonight?



---

---


What / do after this lesson?



---

---

What / eat tonight?



---

---


What film / watch?



---

---

What / do this weekend?



---

---


Where / meet this evening?



---

---


Which CD / listen to?



---

---

Where / go for lunch?



---

---

What / bring to the party?



---

---

What / have for dessert?



---

---

# *What shall we do?* Worksheet **176**

NOTE: This activity is not linked to the activity on Worksheet 17a.

## ACTIVITY

Whole class: writing, speaking

Mill drill (For detailed instructions and advice on using mill drills, see the notes for teachers at the beginning of the Resource Pack.)

## AIM

To speak to as many partners as possible, asking for and making suggestions.

## GRAMMAR AND FUNCTIONS

Asking for and making suggestions

## VOCABULARY

Leisure activities

## PREPARATION

Make one copy of the worksheet for each group of up to ten students. Cut the worksheet up into cards, being careful to cut and fold as indicated. You will need to keep one card for yourself to demonstrate the activity.

## TIME

20 minutes

## PROCEDURE

- 1 If there are more than ten students in the class, divide them into groups. Give one folded card to each student in the class. Keep one for yourself.
- 2 Ask the students to think of a suggestion for the question on their card and to write it in the space provided.  
For example:  
*Where/go tonight?*  
Suggestion: *go to the cinema*  
*What/do after this lesson?*  
Suggestion: *play tennis*
- 3 When the students have done that, ask them to fold their card so that the question is on one side and the suggestion is on the other side.
- 4 Tell the students that they are going to ask for and make suggestions, using the cards as prompts. Write an example dialogue on the board indicating the language the students should use.  
For example:  
Student A: *Where shall we go tonight?*  
Student B: *Let's go to the cinema.*
- 5 Demonstrate the activity with individual students. Tell the students to hold their cards so that the question is facing them and the suggestion on the other side is facing their partner. Ask several pairs of students to demonstrate the activity to the whole class, using their cards as prompts.
- 6 Now ask the students to go round the class or group asking for and making suggestions with as many different partners as possible, using their cards as prompts. In this part of the activity, the students repeat the same question several times, but make different suggestions each time they change partner.
- 7 When the students have finished, ask them to exchange cards and to go round the class or group again, this time holding their cards the other way round so the question is facing their partner. The students take it in turns to ask for and make suggestions, using their cards as prompts. In this part of the activity, the students ask a different question each time they change partner, but repeat the same suggestion several times.
- 8 The students continue asking for and making suggestions in this way until they have spoken to as many different partners as possible.