

Rules for the home game.

Object of the game

Allow students to practise names of household furniture and prepositions of place. Students start at the start and work their way clockwise to the 'home' square. The first one to get his counter home is the winner.

Level

Children Beginner – pre intermediate. Excellent for very lower beginners.

Language

Prepositions of place. House furniture vocabulary

Preparation

Warmer: Draw a house with 4 rooms on the board, hold up flashcards of furniture and get Ss to tell you what room they belong in.

Revise household items.

Revise prepositions of place. Ask Ss to put something **in** their bag or sit **next to** someone.

Copy the set of preposition, picture cards and board game. (Blown up to A3 size is perfect)

Glue cards onto cardboard.

Student picture cards (one set 5 per player)

1 dice.

1 counter per player.

Time

20-25 minutes (including board revision)

Players

2-4

Method

1. Players place their counter on the start. Highest roll starts and continues to the left of the player.
2. If a player lands on the "P" square he/she takes a preposition card and reads it aloud. If it instructs to e.g. 'The duck is on the chair'. They must show the rest of the players them placing their student picture card of a duck on a chair. If the instruction is only one word e.g. "on" then the player may choose what cards he/she may use. The sentence must be correct or the player cannot advance on the board.
3. If a player lands on the picture of the sofa, he/she takes a picture card and simply says what the object is, (or for higher levels has to spell the word).
4. Any error on the student's part of not knowing what a object is or incorrect sentence structure results in the student not advancing on the board.
5. The winner is the first one to reach home. To make it more interesting, ask the St. at home to give a sentence. E.G. I am in the bathroom; I see a duck next to the bath.

Tip

You could use any sort of collective nouns for this game.

I have found the game to be over too fast with one lap of the board, it's better to go around twice.

Preposition cards cut and place on board

**The chair
is on the
sofa.**

**The duck
is in the
bath.**

**The sofa is
next to the
lamp.**

**The lamp
is under
the bed.**

**The duck
is on the
bed**

**The bath
is under
the sofa.**

**The duck
next to the
lamp**

**The lamp
is in the
bath.**

In

On

Under

Next to





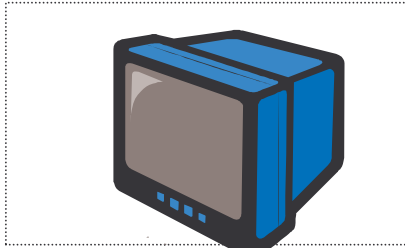



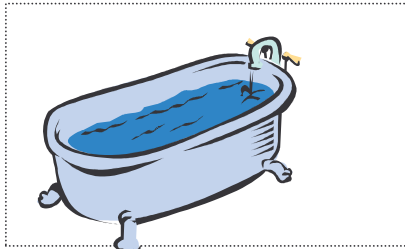
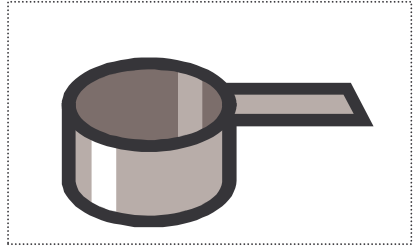
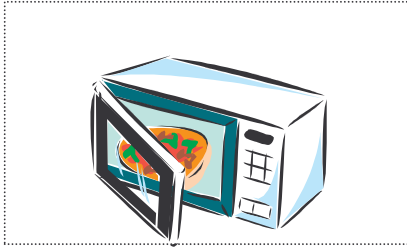
Behind

On

Under

In front of

Game picture cards- cut and place on board



Student's picture cards

One group of 5 per student

