

Sing the colours  
by Lisa Dold

YOUNG LEARNERS TEACHER'S NOTES

<b>Level:</b> Beginner
<b>Age:</b> 5-7
<b>Time:</b> 60 minutes
<b>Aim:</b> For learners to understand and produce the colours, to learn the structure <i>I can ...</i> , to sing the nursery song <i>I Can Sing a Rainbow</i> and to complete a listening activity based on the vocabulary.
<b>New language:</b> Colours; <i>I can sing; I can see; a rainbow</i>
<b>Revised language:</b> Numbers 1-10; <i>yes; no</i>
<b>Materials:</b> colouring dictation worksheet; crayons/felt tip pens for all learners; a recording of the song <i>I Can Sing a Rainbow</i> (optional – it is easily available on the Internet).

Warmer: Number tracing

1. Invite a child to join you at the front of the class. Ask the child to stand with their back to you. Trace a number between 1 and 10 on the child's back. Invite the child to say the number you have just traced. Then invite the child to do the same on your back. Ask a child to trace a number on your back. Invite the child to say the number you have just traced. Then invite the child to do the same on your back. Ask a child to trace a number on your back. Invite the child to say the number you have just traced. Then invite the child to do the same on your back.

Activity 1: Colours

1. Ask the children to stand in a line in the centre of the room. Stand at the head of the line facing them. Point to one side of the room and say 'yes'. Point to the other and say 'no', saying the words in order to elicit the correct word from the children.

2. Ask the children to stand in a line in the centre of the room. Stand at the head of the line facing them. Point to one side of the room and say 'yes'. Point to the other and say 'no', saying the words in order to elicit the correct word from the children.

3. Ask the children to stand in a line in the centre of the room. Stand at the head of the line facing them. Point to one side of the room and say 'yes'. Point to the other and say 'no', saying the words in order to elicit the correct word from the children.

4. Ask the children to stand in a line in the centre of the room. Stand at the head of the line facing them. Point to one side of the room and say 'yes'. Point to the other and say 'no', saying the words in order to elicit the correct word from the children.

5. Ask the children to close their eyes. Remove a colour from the board. Ask the children to say the colour they see. Remove another colour. Ask the children to say the colour they see. Continue until only one colour remains.

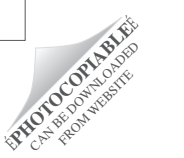
Activity 2: Colour Song – *I Can Sing a Rainbow*

1. Ask the children to listen and look at you. Point to your eyes and say 'I can see'. Point to your eyes and to an item of clothing. Say 'I can see...' and say the colour of the item.

2. Play a variation of the game *I spy*. Say 'I can see (colour)' and invite children to guess the object that you are thinking of.

3. Ask the children to listen and look at you. Sing 'I can sing a rainbow' and ask children to sing along with you.

6. Say 'I can sing a rainbow' and ask children to sing along with you.



TEACHER'S NOTES

Sing the colours  
by Lisa Dold

YOUNG LEARNERS TEACHER'S NOTES

1. The children will be given a list of numbers and colours. They will be asked to sing the colours to the numbers.

The children will be given a list of numbers and colours. They will be asked to sing the colours to the numbers.

The children will be given a list of numbers and colours. They will be asked to sing the colours to the numbers.

Follow-up

1. The children will be given a list of numbers and colours. They will be asked to sing the colours to the numbers.

Activity 3: Colouring dictation

1. The children will be given a list of numbers and colours. They will be asked to sing the colours to the numbers.

2. Tell the children that you are going to say a number and a colour and that they must colour the area and that they will have time to

- Colour number 1 yellow.
- Colour number 2 blue.
- Colour number 3 pink.
- Colour number 4 green.
- Colour number 5 red.
- Colour number 6 orange.
- Colour number 7 purple.

Warm down: Mouth my word

1. Invite a child to stand in front of the class. The child will be asked to sing the colours to the numbers.











The child will be asked to sing the colours to the numbers.

The child will be asked to sing the colours to the numbers.



Sing the colours  
by Lisa Dold

YOUNG LEARNERS WORKSHEET

				
Red	Green	Pink	Blue	Yellow
				
Orange	Purple	Black	White	A rainbow

